

CDAT-4G18G-64-8 is an digital controlled attenuator that operates over the 4.0 GHz to 18.0GHz frequency range. This model utilizes 8 bits control, the corresponding attenuation is 0-64 dB.

Features:

- Very wide band operation 4.0-18.0GHz
- 0.25 dB LSB Steps to 64 dB
- Single Positive Control Line Per Bit

Specifications:

Frequency Range:	4.0-18.0 GHz
Attenuation Range:	64 dB
Insertion Loss:	7.5 dB Typ, 8.5 dB Max
Attenuation Flatness:	+/-1.5 dB
VSWR Input:	1.5:1 Typ, 2.0:1 Max
VSWR Output :	1.5:1 Typ, 2.0:1 Max
Control Bits:	8 bits
Least Significant Bit (LSB):	0.25 dB
Control Logic:	TTL
Power Handling:	+25 dBm CW Max
Power Supply:	+5 V @ 140 mA Typ -5 V @ 140 mA Typ
Switching Time:	100 ns Typ

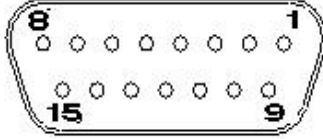
Environmental Ratings:

Temperature:	-45°C to +85 °C Operating -55 °C to +125 °C Non-Operating
Vibration:	MIL-STD-202F, Method 204D Cond. B
Altitude:	MIL-STD-202F, Method 105C Cond. B
Temperature Cycle:	MIL-STD-202F, Method 107D Cond. A


Mechanical Specifications:

Parameter	Specification
Dimensions WxHxD	1.89X1.18X0.39 inches
RF Connectors In/Out	SMA-Female
DC Connector	MICRO-D15(Female)
Material	Aluminum

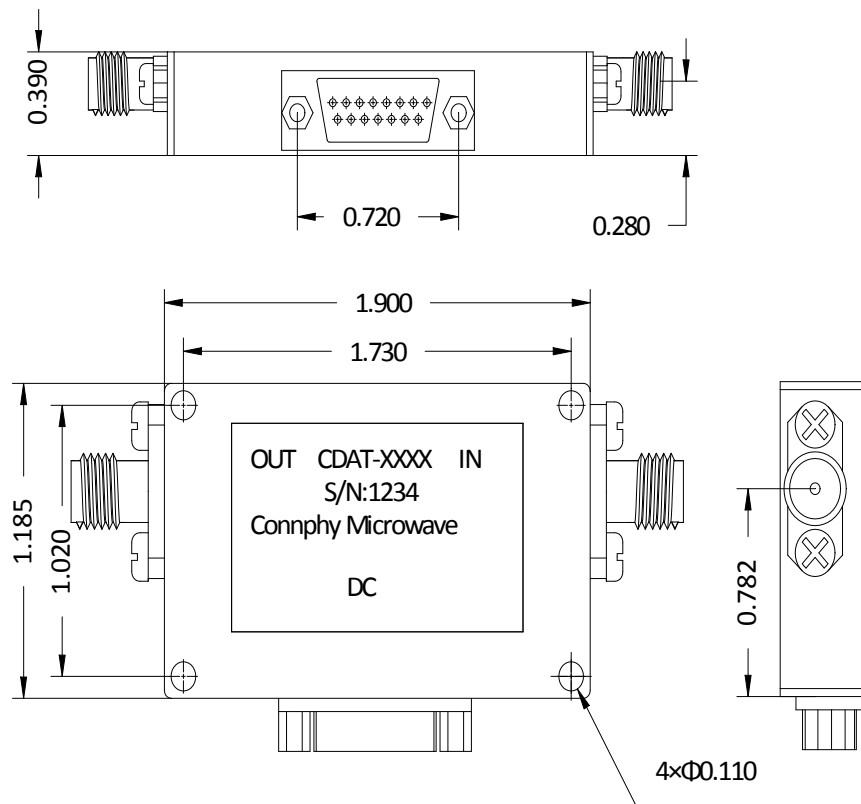
DC Connector PIN Assignment:

Pin	Function	Pin Definition
1	+5V	
2	GND	
3	-5V	
4-11	Bit1-Bit8	
11-15	GND	

Digital Control PIN Attenuators CDAT-4G18G-64-8

DRAWN:	DWG NO.:	REV CODE: Rev.1.0	 www.connphy.com sales@connphy.com
CHECKRD:	DATE: 08/07/15	SHEET : 1 OF 2	
ISSUED:	SIZE: A	SCALE : N / A	
			Notes: SPEC ARE SUBJECT TO CHANGE WITHOUT NOTICE.

Mechanical Outline (Inches):



Truth Table :


Control Voltage TTL Input for 8 bits resolution								Attenuation
Bit 8	Bit 7	Bit 6	Bit 5	Bit 4	Bit 3	Bit 2	Bit 1	
1	1	1	1	1	1	1	1	Reference
1	1	1	1	1	1	1	0	0.25 dB
1	1	1	1	1	1	0	1	0.5 dB
1	1	1	1	1	0	1	1	1 dB
1	1	1	1	0	1	1	1	2 dB
1	1	1	0	1	1	1	1	4 dB
1	1	0	1	1	1	1	1	8 dB
1	0	1	1	1	1	1	1	16 dB
0	1	1	1	1	1	1	1	32 dB
0	0	0	0	0	0	0	0	64 dB

Environmental Ratings:

Temperature:	-45°C to +85 °C Operating -55 °C to +125 °C Non-Operating
Vibration:	MIL-STD-202F, Method 204D Cond. B
Altitude:	MIL-STD-202F, Method 105C Cond. B
Temperature Cycle:	MIL-STD-202F, Method 107D Cond. A

Digital Control PIN Attenuators

CDAT-4G18G-64-8

DRAWN:	DWG NO.:	REV CODE: Rev.1.0	 www.connphy.com sales@connphy.com
CHECKRD:	DATE: 08/07/15	SHEET : 2 OF 2	
ISSUED:	SIZE: A	SCALE : N / A	
			Notes: SPEC ARE SUBJECT TO CHANGE WITHOUT NOTICE.