

CDAT-0.5G1G-64-8 is an digital controlled attenuator that operates over the 0.5 GHz to 1.0 GHz frequency range. This model utilizes 8 bits control, the corresponding attenuation is 0-64 dB.

Features:

- Very wide band operation 0.5-1.0 GHz
- 0.25 dB LSB Steps to 64 dB
- Single Positive Control Line Per Bit

Specifications:

Frequency Range:	0.5-1.0 GHz	
Attenuation Range:	64 dB	
Insertion Loss:	3.7 dB Max	
Attenuation Accuracy:	+/-0.4 dB	@0-16 dB
	+/-0.6 dB	@17-32 dB
	+/-1.2 dB	@32-64 dB
VSWR:	2.0:1 Max	
Control Bits:	8 bits	
Least Significant Bit (LSB):	0.25 dB	
Control Logic:	TTL	
Power Handling:	+20 dBm CW Max	
Power Supply:	+5 V @ 300 mA Typ	
	-5 V @ 300 mA Typ	
Switching Time:	600 ns Typ	

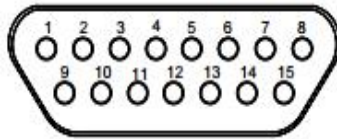
Environmental Ratings:

Temperature:	-25°C to +85 °C Operating
	-55 °C to +125 °C Non-Operating
Vibration:	MIL-STD-202F, Method 204D Cond. B
Altitude:	MIL-STD-202F, Method 105C Cond. B
Temperature Cycle:	MIL-STD-202F, Method 107D Cond. A


Mechanical Specifications:

Parameter	Specification
Dimensions WxHxD	5.00X3.00X0.75 inches
RF Connectors In/Out	SMA-Female
DC Connector	D-SUB 15 Pin (Male)
Material	Aluminum

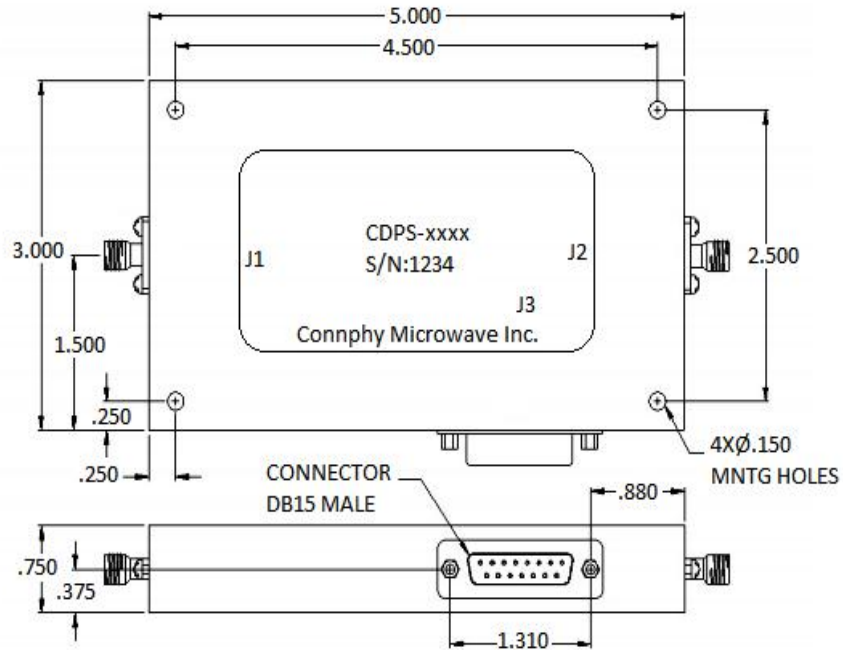
DC Connector PIN Assignment:

Pin	Function	Pin Definition
1-8	Bit1-Bit8	
9-12	NC	
13	+5V	
14	-5V	
15	GND	

Digital Control PIN Attenuators CDAT-0.5G1G-64-8

DRAWN:	DWG NO.:	REV CODE: Rev.1.0	 www.connphy.com sales@connphy.com
CHECKRD:	DATE: 08/07/15	SHEET : 1 OF 2	
ISSUED:	SIZE: A	SCALE : N / A	Notes: SPEC ARE SUBJECT TO CHANGE WITHOUT NOTICE.

Mechanical Outline (Inches):



Truth Table :


Control Voltage TTL Input for 8 bits resolution								Attenuation
Bit 8	Bit 7	Bit 6	Bit 5	Bit 4	Bit 3	Bit 2	Bit 1	
0	0	0	0	0	0	0	0	Reference
0	0	0	0	0	0	0	1	0.25 dB
0	0	0	0	0	0	1	0	0.5 dB
0	0	0	0	0	1	0	0	1 dB
0	0	0	0	1	0	0	0	2 dB
0	0	0	1	0	0	0	0	4 dB
0	0	1	0	0	0	0	0	8 dB
0	1	0	0	0	0	0	0	16 dB
1	0	0	0	0	0	0	0	32 dB
1	1	1	1	1	1	1	1	64 dB

Environmental Ratings:

Temperature:	-25°C to +85 °C Operating -55 °C to +125 °C Non-Operating
Vibration:	MIL-STD-202F, Method 204D Cond. B
Altitude:	MIL-STD-202F, Method 105C Cond. B
Temperature Cycle:	MIL-STD-202F, Method 107D Cond. A

Digital Control PIN Attenuators

CDAT-0.5G1G-64-8

DRAWN:	DWG NO.:	REV CODE: Rev.1.0	 www.connphy.com sales@connphy.com
CHECKRD:	DATE: 08/07/15	SHEET : 2 OF 2	
ISSUED:	SIZE: A	SCALE : N / A	
			Notes: SPEC ARE SUBJECT TO CHANGE WITHOUT NOTICE.