

CLC-0.1G18G-1435-S is a Low Noise Amplifier providing a gain of 14 dB with a noise figure of 3.5 dB. The compact size and modularity makes it ideal for a wide range of applications.

Features:

- Frequency Range: 0.1-18.0 GHz
- Gain: 12 dB min.
- Noise Figure: 4.5 dB max.
- Solder filtered pins for DC connection
- Low VSWR, unconditional stable

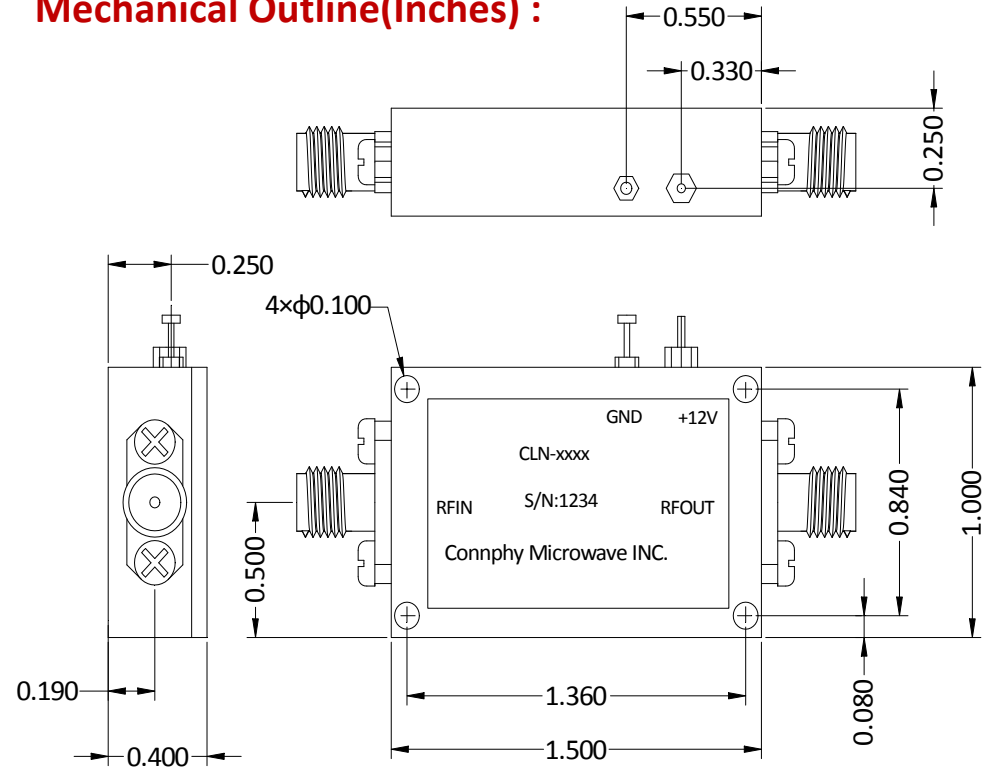
Specifications:


Frequency:	0.1 GHz- 18.0 GHz
Gain:	14 dB Typ, 12 dB Min
Gain Flatness:	± 1.5 dB Typ
Noise Figure:	
@0.1-2.5GHz	4.0 dB Typ, 4.5 dB Max
@2.5-16.5GHz	3.0 dB Typ, 3.5 dB Max
@16.5-18GHz	3.5 dB Typ, 4.0 dB Max
Output P1dB:	16 dBm Typ, 14 dBm Min
Output IP3:	27 dBm Min
VSWR Input:	2.0:1 Max
VSWR Output:	2.5:1 Max
DC Voltage:	+10 V to +15 V DC
DC Supply Current:	110mA Typ

Environmental Ratings:

Temperature:	-40°C to +75 °C Operating -55 °C to +125 °C Non-Operating
Vibration:	MIL-STD-202F, Method 204D Cond. B
Altitude:	MIL-STD-202F, Method 105C Cond. B
Temperature Cycle:	MIL-STD-202F, Method 107D Cond. A

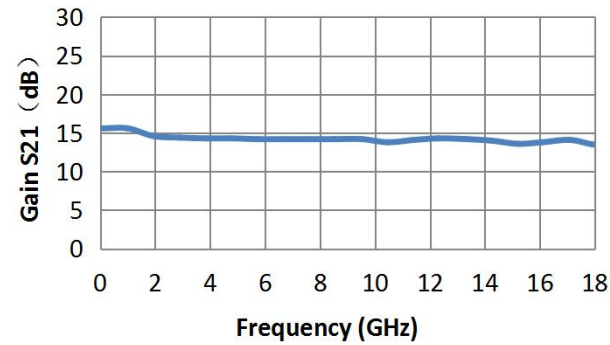
Mechanical Outline(Inches) :



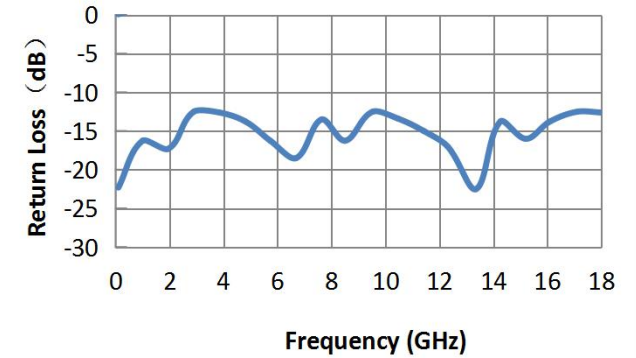
Low Noise Amplifier CLC-0.1G18G-1435-S			
DRAWN:	DWG NO.:	REV CODE: Rev.1.0	 www.connphy.com sales@connphy.com
CHECKRD:	DATE: 14/05/15	SHEET : 1 OF 2	
ISSUED:	SIZE: A	SCALE : N / A	
			Notes: SPEC ARE SUBJECT TO CHANGE WITHOUT NOTICE.

Typical Performance Data:

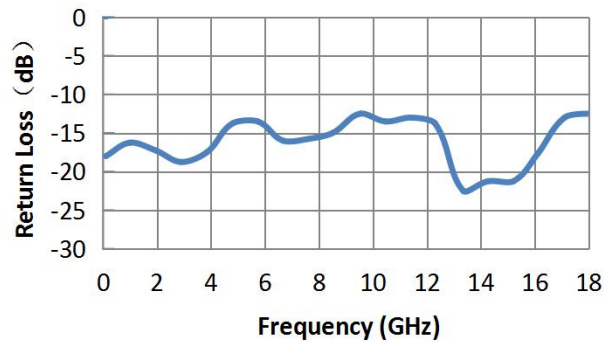
Gain S21



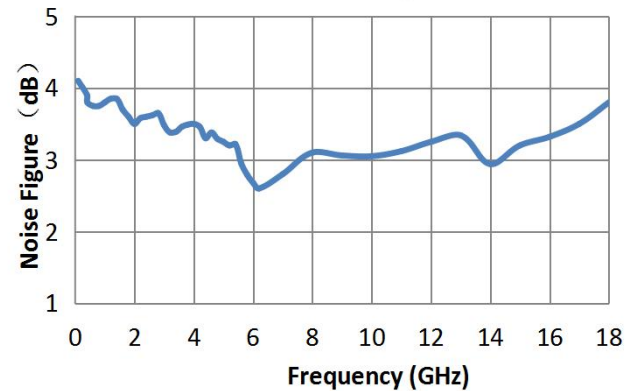
S11



S22



Noise Figure



Note: Test data taken with case temperature of +23 °C

Environmental Ratings:

Temperature: -40°C to +75 °C Operating
 -55 °C to +125 °C Non-Operating

Vibration: MIL-STD-202F, Method 204D Cond. B

Altitude: MIL-STD-202F, Method 105C Cond. B

Temperature Cycle: MIL-STD-202F, Method 107D Cond. A

Low Noise Amplifier CLC-0.1G18G-1435-S

DRAWN:	DWG NO.:	REV CODE: Rev.1.0
CHECKRD:	DATE: 14/05/15	SHEET : 2 OF 2
ISSUED:	SIZE: A	SCALE : N / A

CONNPHY
Microwave Inc.

www.connphy.com
sales@connphy.com

Notes: SPEC ARE SUBJECT TO
CHANGE WITHOUT NOTICE.